

# An Extensive Analysis through Literature Survey on Isolated Three Phase AC to DC Converter

Garima Baghel<sup>1</sup>, Prof. Mithlesh Gautam<sup>2</sup>

<sup>1</sup>M. Tech. Scholar, <sup>2</sup>Research Guide

Department of Electrical Engineering, Truba College of Science & Technology, Bhopal

**Abstract-**There are different types of power electronic converters accessible as of late. In a few applications, it is required to supply in excess of one load from a solitary power supply. One of the principle challenges while designing a power converter is to build its effectiveness particularly when the quantity of power switches utilized is moderately vast. While a few burdens are provided from a solitary source, if the power misfortune in the switches can't be lessened, at that point the normal usage of utilizing a solitary source isn't exceptionally plausible. The arrangement is to incorporate detachment into the AC-AC converter. The dc-dc transformer size and weight are extraordinarily lessened contrasted with a line-frequency transformer of comparable appraisals, because of substantially higher working frequency. To beat the pleasingly produced issues, power molding stages are practiced by utilities and by end users. The info organize design thought should center around two perspectives. One is the power factor redress (PFC) and the other is the THD decrease. PFC and THD amendments don't go as an inseparable unit. Design issues need to trade off the arrangement from the different focuses. There are two approaches for designing PFC AC-DC converters.

**Keywords-** AC-DC power converter, Power Processing, PFC converter, Isolated Converter, control design.

## I. INTRODUCTION

Power electronics facilitates transformation and control of electrical power amongst source and load with the assistance of electronic exchanging device. The change and control of voltage, current, recurrence, wave shape and power are finished by static power converters. Productivity, power thickness, power quality, accuracy of control and straight forward topologies are prerequisites of power converters. The cost, adequacy, unwavering quality, strength, space and weight administrations are vital in the design and task of these converters. Among the static power converters, three stage AC-DC converters are utilized as a part of mechanical and nonindustrial applications that require medium and high power AC-DC transformation. AC-DC converters are straightforwardly utilized as a part of the dc drives, battery chargers, electroplating, concoction procedures and magnet power supplies. They are widely utilized as a part of residential, business and modern applications.

### ➤ Three Phase AC-DC Conversion

three phase AC-DC converters might be displayed according to their topologies, applications and control methodologies. Following subsections give the survey of three phase AC-DC changes alongside brief exchanges of single phase rectification according to

- 1) Topologies,
- 2) Applications and
- 3) Control schemes.

### ➤ Power Processing

The progressive time of power electronic devices had been begun. Use of mercury circular segment valves in power grid, the high-vacuum and gas-filled diode thermionic rectifiers, activated devices, for example, the thyatron and ignitron were in effect broadly utilized. At the outset, power electronic principally centered around propelling devices that give the ability to deal with high power levels. At that point the concentration progressed to the utilization of the semiconductor devices with appropriate power rating to meet more extensive prerequisites of novel items. As of late it was extended to multidisciplinary innovation, for example, manmade brainpower and neural network.

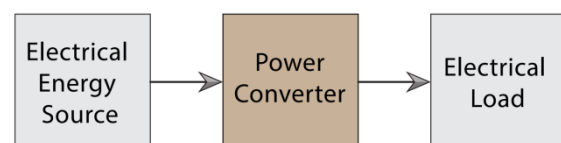


Figure 1.1 Electric power conversion System.

### ➤ DC-DC Converter Selection

There is mind blowing motivation to diminish converter size and weight and to hold focal points of the separation transformer. The plan is to fuse separation into the dc-dc converter. The dc-dc transformer size and weight are essentially decreased appeared differently in relation to a line-frequency transformer of practically identical assessments, due to impressively higher working frequency. Despite galvanic disconnection, this high-

frequency transformer is designed with a turns extent used to progress up the dc source voltage to the best possible dc-interface voltage required by the VSI. For whatever time span that the zero-progression and dc streams at the VSI yield are kept inside quite far, the line-frequency transformer can be, all things considered, evacuated.

➤ Isolated Dc-Dc Converter

As talked about above, in HVDC transmission systems, the direction of voltage is critical and consequently a steady control framework is required for the dc-dc converter. In, PWM based versatile sliding mode control was displayed for help converter. An interleaved converter with voltage multiplier was proposed in [20] that has lessened exchanging misfortune however this sort of converter lacks legitimate control framework in applications other than electric vehicles. Cascade method alongside inductor coupling was executed for high advance up task in. In any case, finished these conventional converters, isolated dc-dc converters have numerous points of interest in electrical segregation, high unwavering quality, simplicity of acknowledging delicate exchanging control and bidirectional vitality stream. Another examination demonstrated that three-level full scaffold dc-dc converters are fit for enhancing light load productivity contrasted with two-level dc-dc converters as the changes are presented to lesser dc voltage.

II. SYSTEM MODEL

Three phase rectifiers are generally utilized as a part of dc applications. Half wave three phase rectifiers discover utilize, where the required yield voltage is moderately low and the yield current is additionally low. DC input current of half wave rectifier can cause a transformer center to immerse. By crisscross/between phase transformer association the impact of center immersion can be maintained a strategic distance from. A three phase half wave rectifier isn't prescribed as the present entirety isn't zero. Full wave correction can dispose of the essential nonzero current. It is allowable in this write to utilize any blend of star or delta associated transformer winding in light of the fact that the current related with the winding are symmetrical.

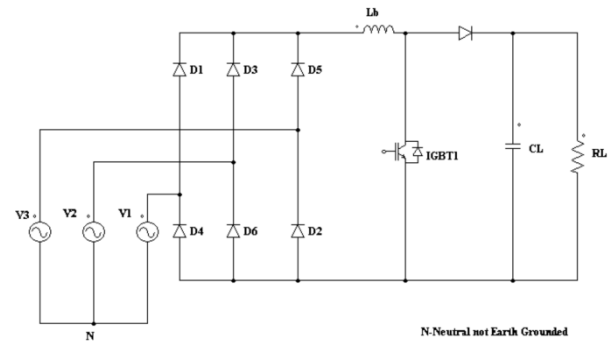


Figure 2.1 three phase output regulated boost AC-DC converter.

➤ Three phase PFC converter

The use of three-phase AC-DC rectifiers with first class input streams with amazing output voltage control to meet media transmission measures have been accounted for in references. The guideline intension of this approach is to achieve higher power expandability and low volume inhabitation of dispersed power system sources. In this specific approach, three indistinct single-phase AC-DC converter modules are related fit as a fiddle a three-phase converter system with or without using the impartial line of the three phase power supply (which may not be accessible in a couple of utilizations or foundations). With this approach, the single output channel capacitor is adequate at the yield of the three-phase converter whose volume and weight are diminished certainly inferable from the fact that, like the three-phase rectifier, the predominant swell frequency is six times the data source frequency.

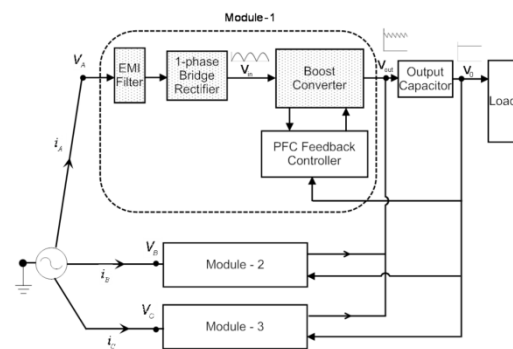


Figure 2.2 block diagram of three phase PFC converter.

I. LITERATURE SURVEY

Z. Zhang, A. Mallik and A. Khaligh [1] In this paper, a solitary stage three-phase isolated ac-dc converter topology using SiC MOSFETs is proposed for power amendment with a ventured down output voltage. Not at all like the customary two-arrange [front-end power factor remedy (PFC) organize and isolated dc-dc stage] ac-dc converters, the full/half extension structure in dc-dc

arrange is dispensed with in this structure. The high-frequency throbbing voltage is gotten straightforwardly from the PFC arrange and is connected across the high-frequency transformer, prompting a more compact design. Moreover, there is leeway of zero voltage exchanging (ZVS) in four PFC MOSFETs associated with the high-frequency tank, which isn't achievable on account of a regular two-arranged ac-dc converter. A sine-beat width adjustment (PWM)- based control conspire is connected with the regular mode obligation proportion infusion technique to limit the present music without influencing the power factor. A LC channel is utilized after the PFC semistage to stifle the line-frequency voltage swell. Moreover, the halfway dc-interface capacitor esteem can be significantly lessened through no extra swell imperatives. Test and recreation comes about are incorporated for a research center model, which changes over 115-V, 400-Hz three-phase input voltage to 28-V dc output voltage. The trial comes about exhibit a power factor of 0.993 with a transformation proficiency of 95.4%, and aggregate symphonious contortion (THD) as low as 3.5% at 2.1-kW stack condition.

K. Mozaffari and M. Amirabadi [2] This paper exhibits another single-organize three-phase converter topology, which is started from a non-transforming buck-support converter. The proposed topology is fit for both venturing all over the info voltage, which can be dc or ac, to give the coveted three-phase prompt output voltage. In this converter, a little inductor that structures the connection trades power altogether or incompletely between the source and load. The proposed converter can work in buck,

lift, and buck-help methods of activity. A mix of these methods of task are likewise practical. Contrasted with three-phase reversing buck-support converters, the proposed converter highlights bring down current worry over semiconductor devices and lower connect inductor current. These focal points enhance the productivity, diminish the aggregate cost, and increment the power-thickness of the system. Keeping in mind the end goal to additionally upgrade the general effectiveness of the system and limit the present/voltage worry over all used semiconductor devices, a little capacitor is placed in parallel with the connection inductor to acknowledge delicate exchanging task in the proposed setup. The proposed circuit topology avoids turn around recuperation issues and takes out misfortunes comparing to body diodes of power exchanging devices through using power switches in conjunction with outer quick recuperation diodes. In power gadgets, electromagnetic obstruction (EMI) commotion in some cases causes misgating-on or -off, which can harm the circuit. The proposed design is safe from short out of information/output terminals and open circuit of the connection inductor caused by misgating. These highlights make the proposed converter considerably more attractive for high voltage and high frequency applications. Another value of this converter is that galvanic seclusion can be given by including a lightweight single-phase high frequency transformer (HFT) to the connection, which again adds to higher power thickness. The legitimacy and adequacy of the proposed change over r and its execution are confirmed through reproduction and test brings about this paper.

Table 1: Summary of Literature Review

Sr. No.	Title	Author	Year	Approach
1	A High Step-Down Isolated Three-Phase AC-DC Converter,	Z. Zhang, A. Mallik and A. Khaligh	2018	a solitary stage three-phase isolated ac-dc converter topology using SiC MOSFETs is proposed for power amendment with a step down output voltage.
2	"A versatile inductive-link three-phase converter topology	K. Mozaffari and M. Amirabadi	2017	a new single-stage three-phase converter topology, which is started from a non-reversing buck-support converter.
3	A Matrix-Based Nonisolated Three-Phase AC-DC Rectifier With Large Step-Down Voltage Gain,	A. K. Singh, E. Jeyasankar, P. Das and S. K. Panda,	2017	This paper shows a system based nonisolated three-phase ac-dc converter with a present doubler rectifier (CDR) circuit.
4	Novel non-isolated high step-down three phase interleaved DC-DC converter with capacitor voltage division technique	A. R. Babu, Raghavendiran, B. P. Glady and G. T. S. Rajan	2017	The novel non-isolated high advance down DC-DC converter is proposed to lessen the voltage worry of primary switch.

5	Three-phase AC-DC solid-state transformer for low-voltage DC power distribution application	D. R. Joca, L. H. S. C. Barreto, D. d. S. Oliveira and J. d. O. Pacheco	2016	A topology in light of an interleaved measured multilevel converter is introduced as a stage down strong state transformer (SST) for low-voltage DC power dispersion applications.
6	A single-stage three-phase to single-phase current-fed high step-up AC-DC matrix converter with PFC	C. M. Young, M. H. Chen and H. L. Chen	2012	TMs paper proposes a novel single-organize three-phase to single-phase current-sustained high advance up ac-dc grid converter for high voltage dc applications.
7	Improved power quality three phase AC-DC converter,	S. H. Hosseini, F. Sedaghati and M. Sarhangzadeh	2010	This paper depicts Z-source rectifier working rule, its idea and superiorities.

A. K. Singh, E. Jeyasankar, P. Das and S. K. Panda [3] This paper demonstrates a system based nonisolated three-phase ac-dc converter with a present doubler rectifier (CDR) circuit. Buck-type rectifiers are frequently used for wander down ac-to-dc change. In any case, for three-phase buck rectifiers, the lower bound of revised dc voltage is confined as the converter is to a great degree underutilized by working at cut down change record. Moreover, at cut down alteration document, the rms estimations of current grows adding to higher conduction disasters. Nevertheless, by using a system ( $3 \times 1$ ) topology took after by a CDR, the pinned for dc output voltage can be reduced extensively. The cross section topology clearly changes more than three-phase line frequency ac voltages into direct high-frequency ac voltage which is thusly, redressed using a CDR to get the required output dc voltage. A changed space vector change based adjust plot especially suited for the proposed converter is shown for prevalent data power quality with decreased power hardship. Thorough examination and design of the proposed converter is done trailed by reenactment and lab based test tests. In this way, the disaster examination of the proposed converter is done and a close evaluation of the proposed converter with the standard six-switch buck rectifier is given to display the sensibility of the proposed converter for immense progress down voltage get. Propelled execution of the proposed change plot is done at 40-kHz trading frequency. A hardware model of 500 W is delivered to support the theoretical and diversion occurs.

A. R. Babu, Raghavendiran, B. P. Gladly and G. T. S. Rajan [4] The novel non-isolated high advance down DC-DC converter is proposed to diminish the voltage worry of fundamental switch. The new capacitive voltage division technique is utilized to store the information vitality in input capacitors. The three info capacitors are associated across the information supply to store and discharge the vitality to three interleaved buck converter with high advance down proportion without less obligation proportion. The info capacitor voltage division technique will diminish the voltage worry of change, thus simple to

choose the low appraising switch. The low evaluating switch offer low on state protection, which result in lessened conduction loss of switch. The use of interleaved PWM gives input swell current cancelation subsequently information and output current swell get decreased. The three phase interleaved converter proposes investigation, guideline of working and reenactment comes about are exhibited. The proposed new technique is inspected under different recreation parameters are, for example, exchanging misfortune, conduction misfortune, current swell, and voltage pick up. The proposed converter reenactment was finished utilizing MATLAB/Simulink condition. The introduced recreation result is approved by exploratory consequence of model proposed converter with 29.1 volt input 1.091 volt output.

D. R. Joca, L. H. S. C. Barreto, D. d. S. Oliveira and J. d. O. Pacheco[5] A topology in light of an interleaved assessed multilevel converter is showed up as a stage down solid state transformer (SST) for low-voltage DC control advancement applications. Interleaving decreases the streams stresses through the legs of the specific multilevel converter, which is accountable for the voltage change over the submodules. The medium-recurrence transformer gives galvanic fragment and works at 10 kHz, allowing weight and volume diminishment, while assistant the interleaved kept multilevel converter at the high voltage side to a full-interface converter at the low voltage side. This topology fills in as a twofold dynamic stage converter where the stage move point controls the bidirectional power stream. The topology is sensible for a far reaching assortment of medium-voltage applications, for instance, AC or DC spilled control frameworks, footing and sensible power source frameworks. The converter features, heading framework and control make are showed up. The topology bolster is made through reenactment considering a three-stage converter assessed at 13.8 kV/60 Hz, four submodules whose trading recurrence is 10 kHz, 11.27-kV/800-V, 10-kHz medium recurrence transformer, yield voltage of 800 Vdc and overviewed energy of 100 kW.

C. M. Young, M. H. Chen and H. L. Chen [6] TMs paper proposes a novel single-form three-stage to single-stage current-strengthened high advance up air conditioning dc arrange converter for high voltage dc applications. The proposed converter embeds a lift framework converter, which is shaped by three lift inductors and six bidirectional switches, between a three-stage air conditioning source and a Cockcroft-Walton voltage multiplier (CW-VM) circuit. By utilizing this topology related with control factor audit system, the proposed converter not just accomplishes nearly solidarity control factor and sinusoidal data stage streams with low curving yet moreover procures high voltage get up at the yield end. In like manner, the framework converter makes a versatile recurrence and versatile abundancy current which inserts into the CW-VM to arrange the dc output voltage and smooth its swell. With this adaptable implantation current, the execution of the proposed converter is better than the standard CW-VM, which is generally fortified by a particular stage air conditioning source. Sourced by three-stage air conditioning source, the proposed converter is to a great degree legitimate for high-power and high voltage applications. Both task manage and control arrangement of the proposed converter are down to business in this paper. At last, redirection happens as intended demonstrate the execution of the proposed converter and the trial work will be driven inside the not so distant future.

C. M. Young, M. H. Chen and H. L. Chen,[7] TMs paper proposes a novel single-arrange three-phase to single-phase current-bolstered high advance up ac-dc system converter for high voltage dc applications. The proposed converter embeds a lift lattice converter, which is shaped by three lift inductors and six bidirectional switches, between a three-phase ac source and a Cockcroft-Walton voltage multiplier (CW-VM) circuit. By utilizing this topology related with power factor remedy method, the proposed converter not just achieves nearly solidarity power factor and sinusoidal information phase streams with low twisting yet additionally acquires high voltage pick up at the output end. Additionally, the lattice converter creates a flexible frequency and customizable adequacy current which infuses into the CW-VM to control the dc output voltage and smooth its swell. With this adaptable infusion current, the execution of the proposed converter is better than the ordinary CW-VM, which is generally stimulated by a solitary phase ac source. Sourced by three-phase ac source, the proposed converter is very appropriate for high power and high voltage applications. Both task standard and control procedure of the proposed converter are nitty gritty in this paper. At last, reproduction comes about exhibit the execution of the proposed converter and the trial work will be directed sooner rather than later.

## II. PROBLEM IDENTIFICATION

The huge necessities of power sources for every single electronic item under various power evaluations posture hardened difficulties to power supply designer. Controlled voltage at DC transport bar, expanded current necessities and the dynamic characteristics of AC-DC active PFC converters make new requests on power dissemination and administration. The issues, for example, high proficiency, high power thickness, and quick unique reaction and so on, ended up basic for particular applications, for example, power sources to telecom and PC servers, biomedical types of gear, and aeronautical designing. The exchange of electrical power from power lattice to client end with ease and expanded effectiveness has been influenced conceivable because of advances in Power Electronic converter to design with refined control strategies.

## III. CONCLUSION

The designed Ac to Dc converter is prepared for changing the information voltage to any voltage level. According to the essential, the desired voltage can be achieved by setting a phase up or wander down transformer turns extent. The converter is prepared for coordinating the activity like the conventional. Power converters are electronic circuits identified with the change, control, and embellishment of electric power. The power range can be from mill watts, phone, for example, to megawatts, in electric power transmission systems. Faithful nature of the power converters transform into a key mechanical center intrigue. Electronic devices and control circuit must be exceptionally vivacious with a particular true objective to achieve a high accommodating life. An exceptional accent must be resolved to the total capability of the power electronic circuits. Immediately, due to the money related and normal estimation of wasted power and, additionally, because of the cost of essentialness scattered that it can create. This metric would be outstandingly significant in confused three phase converters plot showed.

## REFERENCES

- [1] Z. Zhang, A. Mallik and A. Khaligh, "A High Step-Down Isolated Three-Phase AC-DC Converter," in *IEEE Journal of Emerging and Selected Topics in Power Electronics*, vol. 6, no. 1, pp. 129-139, March 2018.
- [2] K. Mozaffari and M. Amirabadi, "A versatile inductive-link three-phase converter topology," 2017 *IEEE Energy Conversion Congress and Exposition (ECCE)*, Cincinnati, OH, 2017, pp. 3476-3483.
- [3] A. K. Singh, E. Jeyasankar, P. Das and S. K. Panda, "A Matrix-Based Nonisolated Three-Phase AC-DC Rectifier With Large Step-Down Voltage Gain," in *IEEE Transactions on Power Electronics*, vol. 32, no. 6, pp. 4796-4811, June 2017.

- [4] R. Babu, Raghavendiran, B. P. Glady and G. T. S. Rajan, "Novel non-isolated high step-down three phase interleaved DC-DC converter with capacitor voltage division techniques," 2017 International Conference on Circuit, Power and Computing Technologies (ICCPCT), Kollam, 2017, pp. 1-7.
- [5] D. R. Joca, L. H. S. C. Barreto, D. d. S. Oliveira and J. d. O. Pacheco, "Three-phase AC-DC solid-state transformer for low-voltage DC power distribution applications," 2016 12th IEEE International Conference on Industry Applications (INDUSCON), Curitiba, 2016, pp. 1-8.
- [6] M. Young, M. H. Chen and H. L. Chen, "A single-stage three-phase to single-phase current-fed high step-up AC-DC matrix converter with PFC," 2012 IEEE Third International Conference on Sustainable Energy Technologies (ICSET), Kathmandu, 2012, pp. 281-286.
- [7] S. H. Hosseini, F. Sedaghati and M. Sarhangzadeh, "Improved power quality three phase AC-DC converter," 2010 International Conference on Electrical Machines and Systems, Incheon, 2010, pp. 148-153.
- [8] W. Li, Q. Jiang, Y. Mei, C. Li, Y. Deng and X. He, "Modular Multilevel DC/DC Converters With Phase-Shift Control Scheme for High-Voltage DC-Based Systems," in IEEE Transactions on Power Electronics, vol. 30, no. 1, pp. 99-107, Jan. 2015.
- [9] A. Tripathi, K. Mainali, D. Patel, S. Bhattacharya and K. Hatua, "Control and performance of a single-phase dual active half bridge converter based on 15kV SiC IGBT and 1200V SiC MOSFET," 2014 IEEE Applied Power Electronics Conference and Exposition - APEC 2014, Fort Worth, TX, 2014, pp. 2120-2125.
- [10] W. Li, C. Xu, H. Yu, Y. Gu and X. He, "Analysis, design and implementation of isolated bidirectional converter with winding-cross-coupled inductors for high step-up and high step-down conversion system," in IET Power Electronics, vol. 7, no. 1, pp. 67-77, January 2014.
- [11] M. R. Islam, Y. Guo and J. Zhu, "A High-Frequency Link Multilevel Cascaded Medium-Voltage Converter for Direct Grid Integration of Renewable Energy Systems," in IEEE Transactions on Power Electronics, vol. 29, no. 8, pp. 4167-4182, Aug. 2014.
- [12] H. Keyhani, H. A. Toliyat, M. H. Todorovic, R. Lai and R. Datta, "A step-up/down three-phase resonant high-frequency AC-link inverter," 2013 Twenty-Eighth Annual IEEE Applied Power Electronics Conference and Exposition (APEC), Long Beach, CA, 2013, pp. 128-135.
- [13] M. R. T. Hossain, A. H. Abedin, M. H. Rahaman, M. S. Arifin, M. A. Choudhury and M. N. Uddin, "Input switched single phase high performance bridgeless AC-DC Zeta converter," 2012 IEEE International Conference on Power Electronics, Drives and Energy Systems (PEDES), Bengaluru, 2012, pp. 1-5.
- [14] M. S. Hamad, M. I. Masoud, B. W. Williams and S. Finney, "Medium voltage 12-pulse converter: ac side compensation using a shunt active power filter in a novel front end transformer configuration," in IET Power Electronics, vol. 5, no. 8, pp. 1315-1323, September 2012.
- [15] Lung-Sheng Yang, Chia-Ching Lin and Ming-Rong Lee, "Study and implementation of a single-phase isolated AC-DC converter," 2012 IEEE International Symposium on Industrial Electronics, Hangzhou, 2012, pp. 527-532.