

Performance Analysis of QOS Parameters Like BER, Spectral Efficiency & Through Put Used In Image Transmission Using MATLAB

Rohit Patidar

Department- Electronics & Communication (MEVD)

Sagar Institute of Research and Technology Indore M.P.

Abstract- Wireless designers constantly seek to improve the spectrum efficiency/capacity, coverage of wireless networks and link reliability. In this direction, Space-time wireless technology that uses multiple antennas along with appropriate signaling and receiver techniques that offers a powerful tool for improving the wireless performance is used in this thesis work. A special version of STBC called 'Alamouti code' is used. PSK modulation scheme is used for modulation of data. In this thesis work, the Space-Time Block Codes (STBC) are used in WLAN wireless network, that uses multiple numbers of antennas at both transmitter and receiver. The STBC which includes the Alamouti Scheme for 2 transmit antenna and a different number of receiving antenna has been studied, simulated and analysed. The simulations have been done in MATLAB. Throughput and several parameter performance has been analyzed using the MATLAB. A sample image is transmitted to compare the performance of various parameters like Throughput, BER, SE etc. All the parameters are plotted against SNR (in dB) values ranging from -18 to 30. Various observations being made for the improvement in various parameters with increasing SNR and/or with changing diversity scheme. AWGN channel is used here for communication of sampled image data.

Keywords: Alamouti Code, STBC, BER, SE, WLAN, MIMO, OFDM, Modulation Techniques, BPSK, QAM, STC.

I. INTRODUCTION

Digital communication using Multiple-Input Multiple-Output (MIMO) systems is one of the most significant technical breakthroughs in modem communication. MIMO systems are simply defined as the systems containing multiple transmitter antenna and multiple receiver antennas. The communication theories show that MIMO systems can provide a potentially very high capacity, in many cases, of grows approximately linear with the number of antennas. Recently, MIMO systems have already been implemented in wireless communication systems, especially in wireless LANs (Local Area Networks). The core idea under the MIMO systems is the ability to turn multi-path propagation.

The main feature of MIMO systems is space-time processing. Space-Time Codes (STCs) are the codes designed for the use in MIMO systems. STCs, signals are coded in both temporal and spatial domains. It is among different types of STCs, orthogonal Space-Time Block Codes (OSTBCs) possess a number of advantages over other types of STCs.

MIMO-OFDM technology is a combination of multiple-input multiple-output (MIMO) wireless technology with orthogonal frequency division multiplexing (OFDM) that has been recognized as one of the most promising techniques to support high data rate and high performance in different channel conditions. Again, space time block coding scheme for MIMO system has drawn much attention in wireless technologies just because of its decoding simplicity

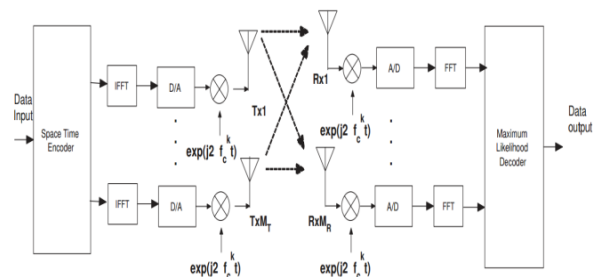


Fig: 1 MIMO-OFDM System

A. WORLDWIDE INTEROPERABILITY FOR MICROWAVES ACCESS (WLAN)

Broadband Wireless Access (BWA) has emerged as a promising solution for last mile access technology to provide high speed internet access in the residential as well as small and medium sized enterprise sectors. As discussed above section, cable and digital subscriber line (DSL) technologies are providing broadband service. But due to the practical difficulties many urban and suburban locations may not be served by DSL connectivity as it can only reach about three miles from the central office switch. On Broadband wireless Access,

because of wireless nature, it can be faster to deploy, easier to scale and more flexible, thereby giving it the potential to serve customers not served or not satisfied by their wired broadband alternatives. IEEE 802.16 standard for Broadband wireless Access (BWA) and its associated industry consortium, WLAN (Worldwide Interoperability for Microwave Access) forum promise to offer high data rate over large areas to a large number of users where broadband is unavailable

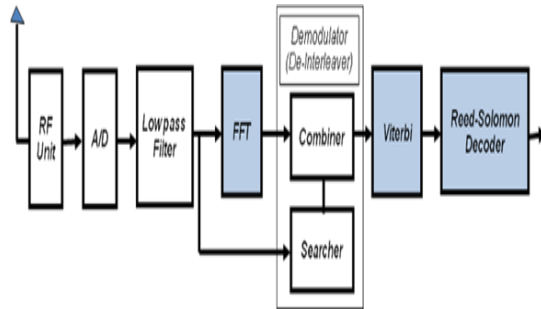


fig: 2 WLAN system orthogonal frequency division multiplexing (OFDM)

OFDM is similar to FDM but much more spectrally efficient by spacing the sub channel much more spectrally efficient by spacing much closer together[1]. This is done by finding frequencies that are orthogonal, which means that are perpendicular in a mathematical sense, allowing the spectrum of each sub-channel to overlap another without interfering with it. In the effect of this is seen as the required bandwidth is greatly reduced by removing guard bands and allowing signals to overlap. In order to demodulate the signal, a discrete Fourier transform (DFT) is needed. Fast Fourier transform (FFT) chips are commercially available making this a relatively easy operation.

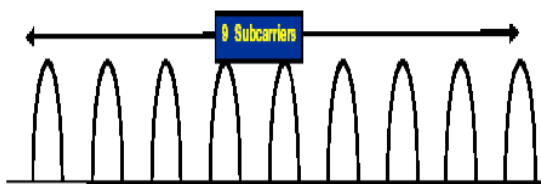


Fig: 3 Frequency Division Modulations

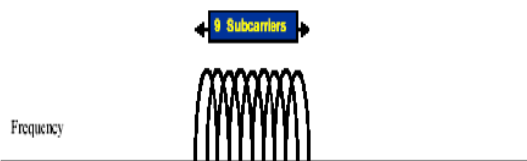


Fig: 4 OFDM

B. Convolution Encoder (FEC) –

In the prescribed implementation, for the purpose of forward error correction convolution encoder has been used providing the simplest structure and much better results from the point of view of reliability of transmission. Convolution encoder has a code rate of 1/2.

C. Space Time Block Code

A complex orthogonal space-time block code for two transmit antennas was developed by Alamouti [2]. In the Alamouti encoder, two consecutive symbols x_1 and x_2 are encoded with the following space-time codeword matrix as follows:

$$X = \begin{bmatrix} x_1 & -x_2^* \\ x_2 & x_1^* \end{bmatrix} \quad (1)$$

Alamouti encoded signal is transmitted from the two transmit antennas over two symbol periods. During the first symbol period at $t+T$, two symbols x_1 and x_2 are simultaneously transmitted from the two transmit antennas. During the second symbol period $t= 2T$, in these symbols are transmitted again, where $-x_2^*$ is transmitted from the first transmit antenna and x_1^* transmitted from the second transmit antenna system. For Maximum Likelihood signal detection of Alamouti's space-time coding communication, we assume that two channels gains $h_1(t)$ and $h_2(t)$ remain constant over two consecutive symbol periods such that

$$h_1(t) = h_1(t + T) = h_1 = |h_1|e^{j\theta_1} \quad (2)$$

$$h_2(t) = h_2(t + T) = h_2 = |h_2|e^{j\theta_2} \quad (3)$$

Where $|h_1|$ and $e^{j\theta_1}$ denote the amplitude gain and phase rotation over the two symbol periods. At the receiver the received signals y_1 and y_2 at time t and $t+T$ can be given as

$$y_1 = h_1x_1 + h_2x_2 + z_1 \quad (4)$$

$$y_2 = h_1x_2^* + h_2x_1^* + z_2 \quad (5)$$

Where z_1 and z_2 are the additive noise at time t and $t+T$ respectively. This paper we have proposed Alamouti's space time block code for two transmit antenna and more than one receive antenna case.

II. MODULATION TECHNIQUES

WLAN uses a special type of modulation technique which is a mixture of ASK and PSK with a new name called Quadrature Amplitude Modulation (QAM). In QAM, amplitude and phase changes at the same time. In the different types of QAM are available for WLAN networks depending on throughput and range. 64 QAM has higher throughput but lower range whereas 16 QAM has lower throughput but higher range to cover from the BS. The WLAN has the freedom to select Quadrature Phase Shift Keying (QPSK) and QAM as its modulation techniques depending on the situation.

A. Binary Phase Shift Keying (BPSK)

This is also known as two-level PSK as it uses two phases separated by 180° to represent binary digits (0, 1). This kind of phase modulation is very effective and robust against noises especially in low data rate applications as it can modulate only one bits/symbol. The principle equation 3 is.

$$s(t) = \begin{cases} A\cos(2\pi f_c t) & \text{for binary 1} \\ A\cos(2\pi f_c t + \pi) & \text{for binary 0} \\ -A\cos(2\pi f_c t) & \text{for binary 1} \\ -A\cos(2\pi f_c t) & \text{for binary 0} \end{cases} \quad \text{--- (6)}$$

B. Quadrature Amplitude Modulation (QAM)

The QAM is popular modulation technique used in various wireless standards. The combined with ASK and PSK which has two different signals sent concurrently on the same carrier frequency but one should be shifted by 90° with respect to the other signal. The principle equation 4 is.

$$s(t) = d_1(t)\cos 2\pi f_c t + d_2(t)\sin 2\pi f_c t \quad \text{--- (7)}$$

C. Quadrature Phase Shift Keying (QPSK)

This is also known as four-level PSK where each element represents more than one bits. Each symbol contains two bits and it uses the phase shift of $\pi/2$, for means 90° instead of shifting the phase 180°. The principle equation 5 is.

$$s(t) = \begin{cases} A\cos\left(2\pi f_c t + \frac{\pi}{4}\right) & \text{for binary 11} \\ A\cos\left(2\pi f_c t + \frac{3\pi}{4}\right) & \text{for binary 01} \\ A\cos\left(2\pi f_c t - \frac{3\pi}{4}\right) & \text{for binary 00} \\ A\cos\left(2\pi f_c t - \frac{\pi}{4}\right) & \text{for binary 10} \end{cases} \quad \text{--- (8)}$$

In this mechanism, the constellation consists of four points but the decision is always made in two bits. In this mechanism can ensure the efficient use of bandwidth and higher spectral efficiency.

III. SIMULATION AND RESULTS

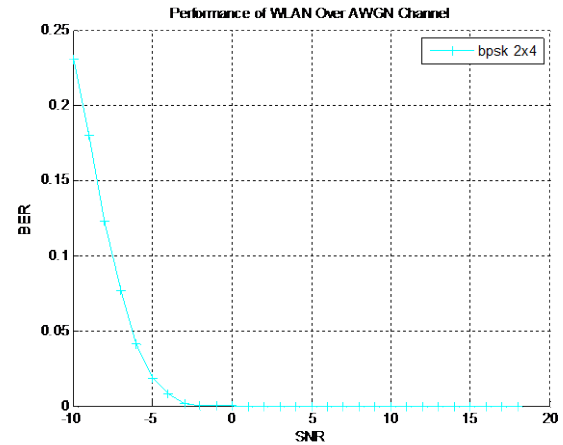


Fig. 5 Bit Error Rate Performance of BPSK Modulations

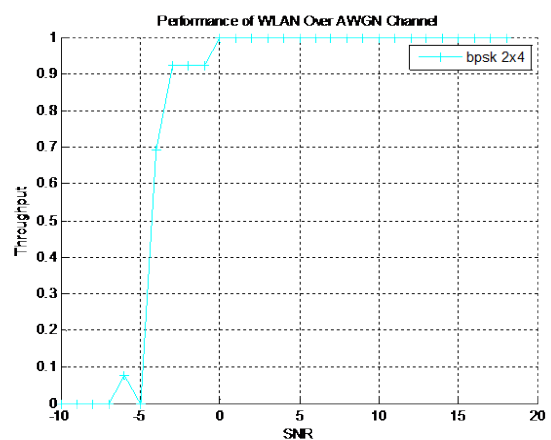



Fig.6 Throughput Performance of BPSK Modulations

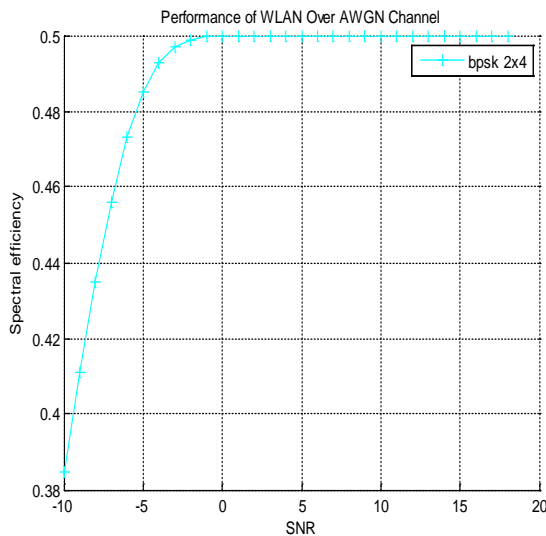


Fig. 7 Spectral Efficiency Performance of BPSK System

IV. CONCLUSION AND FUTURE WORK

MIMO – OFDM System model is designed with the incorporation of Orthogonal STBC scheme for the evaluation of performance gain in a frequency selective fading environment. The simulation result shows that tremendous diversity gain can be achieved with 2 Tx antenna and 4 Rx antenna. The OSTBC MIMO encoding has been used to remove the Inter-symbol interference and to overcome the decoding complexity. Due to 2 antennas used for the transmission double the data rate is achieved over the single channel. The simulation describes various modulation techniques like BPSK, QPSK and QAM which shows improvement in Bit Error Rate and when used with OSTBC. Specially, with 32 QAM, such a combination provides 25%-87% improvements in BER values for SNR ranges of -10 db to 12 db. Results obtained thus prove that spatial diversity significantly improves the performance in terms of BER and Spectral Efficiency in wireless fading channels. For frequency selective fading channels, the information rates increase due to the additional multipath diversity. The information rate increase linearly with the number of antennas, even at very low signal to noise ratios. Hence, there is tremendous increase with the use of MIMO transmission without requiring additional bandwidth or power for frequency selective MIMO channels. This simulation includes the convolution code as a forward error correction but the work can be extended to include turbo code, LDPC and Zigzag code with severely faded channels as well and additional components like source coding.

REFERENCES

- [1] Parismita Gogoi and Kandarpa Kumar Sarma, "STBC coded MISO and MIMO set-up in frequency selective wireless fading channels for BPSK and QPSK modulation schemes", 978-1-4577-0720-9/12/\$26.00 ©2012 IEEE.
- [2] Rajesh Bansode, Design, Simulation and Performance Evaluation of 4 x 4 MIMO Transceiver System using 16 QAM", *International Conference & workshop on Advanced Computing 2013*.
- [3] Liang Xian and Huaping, "Rate-One Space-Time Block Codes with Full Diversity", *IEEE TRANSACTIONS ON COMMUNICATIONS*, VOL. 53, NO. 12, DECEMBER 2005.
- [4] Bhavin S. Sedani, "Implementation and Performance Analysis of Efficient Wireless Channels in WiMAX using Image and Speech Transmission", *International Conference on Communication Systems and Network Technologies*, 2012.
- [5] Payam Rabiei, "New Rate-2 STBC Design for 2 TX with Reduced-Complexity Maximum Likelihood Decoding", *IEEE TRANSACTIONS ON WIRELESS COMMUNICATIONS*, VOL. 8, NO. 2, FEBRUARY 2009,
- [6] Lucian Andrei Perișoară, "BER Analysis of STBC Codes for MIMO Rayleigh Flat Fading Channels", *Telfor Journal*, Vol. 4, No. 2, 2012.
- [7] Dhivya.K, "Efficient Image Transmission over MIMO Channel using Compressive Sensing", *IEEE*, July 2012.
- [8] L. J. Cimini, "Analysis and simulation of a digital mobile channel using orthogonal frequency division multiplexing", *IEEE Transaction on Communications*, Vol. 33, Issue 7, pp. 665–675, July 1985.
- [9] Roger B. Marks, Ken Stanwood and Chang IEEE Standard for Local and Metropolitan Area Networks Part16: Air Interface for Fixed Broadband Wireless Access Systems", *IEEE 802.16-2004*, 1 October, 2004
- [10] G. Ganesan and P. Stoica. 2001. "Space-time block codes: a maximum SNR approach", *IEEE Transactions on Information Theory*, Vol. 47, Issue 4, May 2001, pp. 1650–1656.
- [11] Tarighat and A. H. Sayed, "MIMO OFDM receivers for systems with IQ imbalances," *IEEE Transactions on Signal Processing*, Vol. 53, Issue 9, pp. 3583–3596, September 2005.
- [12] P. S. Mundra, T. L. Singal and R. Kapur, "The Choice of A Digital Modulation,Schemes in A Mobile Radio System", *IEEE Vehicular Technology Conference*, Issue 5, pp 1-4,1993.
- [13] Mraz and L. Pap, "General Performance Analysis of M-PSK and M-QAM Wireless Communications Applied to OFDMA Interference", *IEEE Wireless Telecommunication symposium*, Issue 4, pp 1-7, 2010.
- [14] S. Moghe and R. Upadhyay, "Comparison of SISO and MIMO Techniques in 802.11n Wireless Local Area Network", *International Conference on Emerging Trends in Electronic and Photonic Devices & Systems*, pp 245-246, 2009
- [15] A Channel Estimation Method for MIMO-OFDM Mobile WiMax Systems

- [16] M. M. Avval, C. Snow and L. Lampe, "Error-Rate Analysis for Bit-Loaded Coded MIMO-OFDM", IEEE Transaction on Vehicular Technology, Vol. 59, Issue 5, pp 2340- 2351, 2010.
- [17] Y. Huang, B. Pei, and H. Zhang, "System Performance Research and Analysis of MIMOOFDM Based on Space-Time Block Codes", International Conference on Intelligent Control and Information Processing, pp 414-417, 2010.